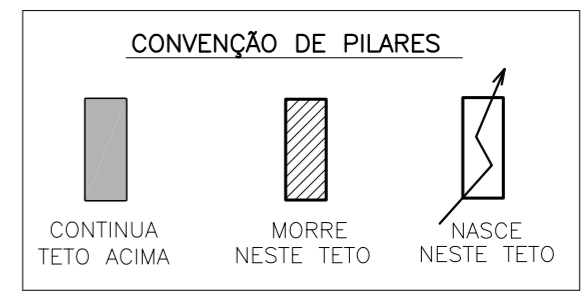
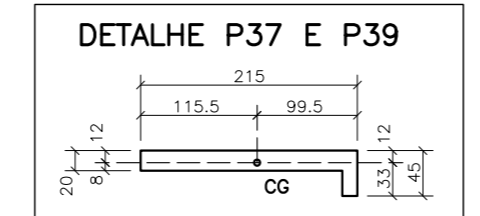
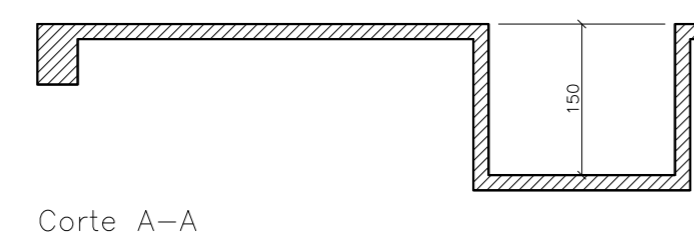
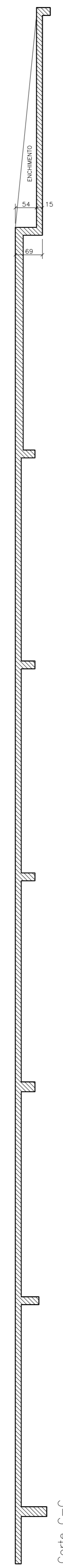
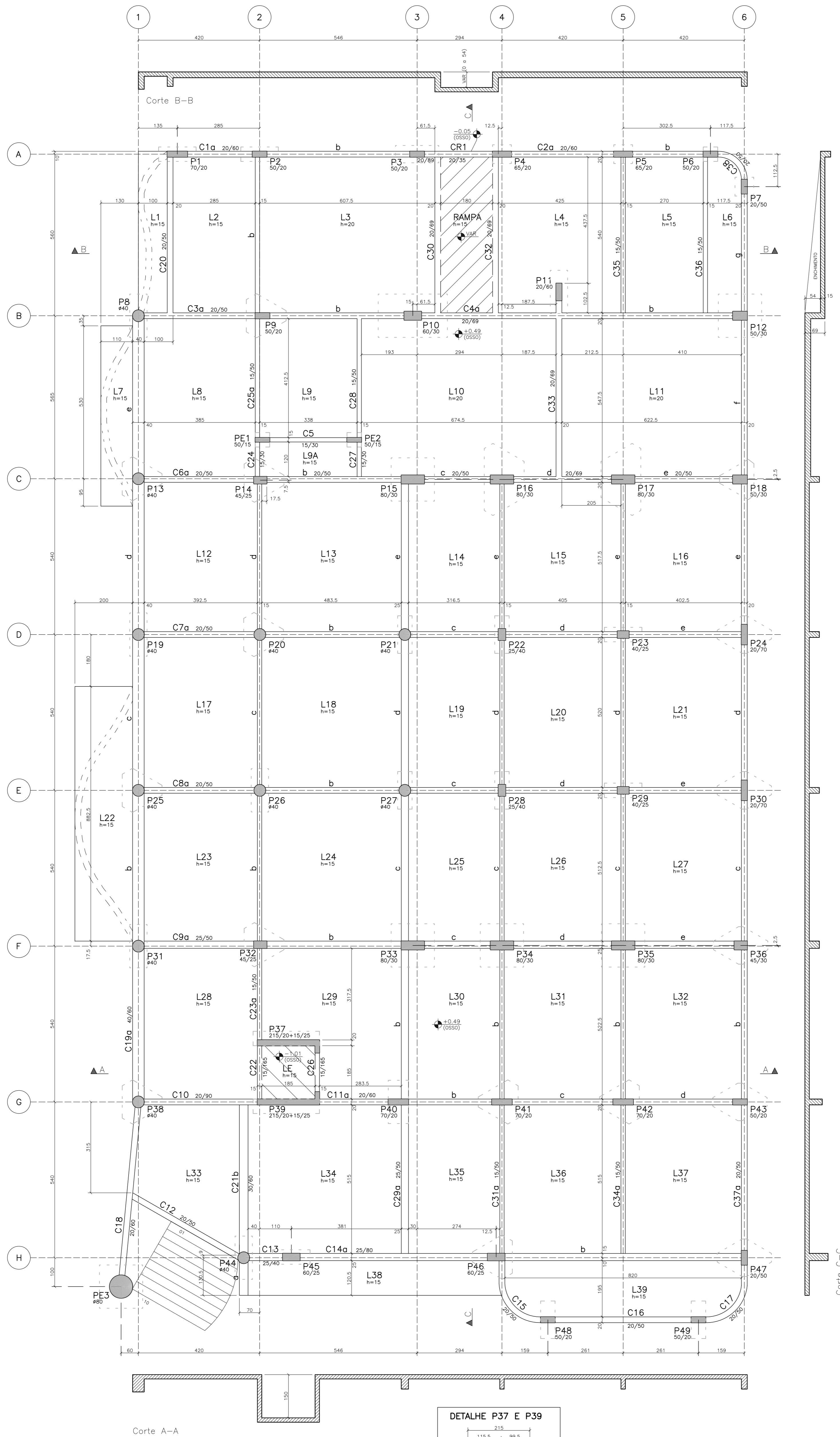


FORMA DAS CINTAS



OBSERVAÇÕES:

- 1 - CONFERIR MEDIDAS NO LOCAL
- 2 -

REV.	DESCRIÇÃO	DATA
03	REVISÃO GERAL	27/06/11
02	REVISÃO GERAL	25/05/11
01	REVISÃO GERAL	09/05/11

Eng. MANOEL ORMOND		CREA 21.603-D
Rua Colina, 60 loja 10 - Ilha do Governador/RJ		
Tel: (21) 3396-0018 / 2462-3283		
CLIENTE: MENEZES ALMEIDA ENGENHARIA LTDA		
OBRA: PAVILHÃO DIVISÃO DE ENSINO INTEGRADO		
LOCAL: IME - CCOPAB		
DESCRIÇÃO: FORMA DAS CINTAS		DESENHO: 02
FATOR MÁXIMO ÁGUA/CIMENTO=	0,5	F _{ck} = 35 Mpa
ESCALA: 1/75	PROJETO/COMP: 337/11/M06/TQS12	DATA: 28/04/11

NOTA: ESTE DESENHO NÃO PODE SER USADO, COPIADO OU CEDIDO FORA DOS TERMOS CONTRATUAIS

PARTE DA PROVA	DATA	STATUS
01	0.10	OK
02	0.15	OK
03	0.20	OK
04	0.25	OK
05	0.30	OK
06	0.40	OK
07	0.50	OK
08	0.60	OK
09	0.70	OK
10	0.80	OK
11	0.90	OK
12	1.00	OK
13	1.10	OK
14	1.20	OK
15	1.30	OK
16	1.40	OK
17	1.50	OK
18	1.60	OK
19	1.70	OK
20	1.80	OK
21	1.90	OK
22	2.00	OK
23	2.10	OK
24	2.20	OK
25	2.30	OK
26	2.40	OK
27	2.50	OK
28	2.60	OK
29	2.70	OK
30	2.80	OK
31	2.90	OK
32	3.00	OK
33	3.10	OK
34	3.20	OK
35	3.30	OK
36	3.40	OK
37	3.50	OK
38	3.60	OK
39	3.70	OK
40	3.80	OK
41	3.90	OK
42	4.00	OK
43	4.10	OK
44	4.20	OK
45	4.30	OK
46	4.40	OK
47	4.50	OK
48	4.60	OK
49	4.70	OK
50	4.80	OK
51	4.90	OK
52	5.00	OK
53	5.10	OK
54	5.20	OK
55	5.30	OK
56	5.40	OK
57	5.50	OK
58	5.60	OK
59	5.70	OK
60	5.80	OK
61	5.90	OK
62	6.00	OK
63	6.10	OK
64	6.20	OK
65	6.30	OK
66	6.40	OK
67	6.50	OK
68	6.60	OK
69	6.70	OK
70	6.80	OK
71	6.90	OK
72	7.00	OK
73	7.10	OK
74	7.20	OK
75	7.30	OK
76	7.40	OK
77	7.50	OK
78	7.60	OK
79	7.70	OK
80	7.80	OK
81	7.90	OK
82	8.00	OK
83	8.10	OK
84	8.20	OK
85	8.30	OK
86	8.40	OK
87	8.50	OK
88	8.60	OK
89	8.70	OK
90	8.80	OK
91	8.90	OK
92	9.00	OK
93	9.10	OK
94	9.20	OK
95	9.30	OK
96	9.40	OK
97	9.50	OK
98	9.60	OK
99	9.70	OK
100	9.80	OK
101	9.90	OK
102	10.00	OK